


Performance gaps and the cost of inaction

Ana Langer
Director
Women and Health Initiative
Maternal Health Task Force
Harvard School of Public Health



Maternal Health **Task Force**



HARVARD | **SCHOOL OF PUBLIC HEALTH**

Department of Global Health
and Population

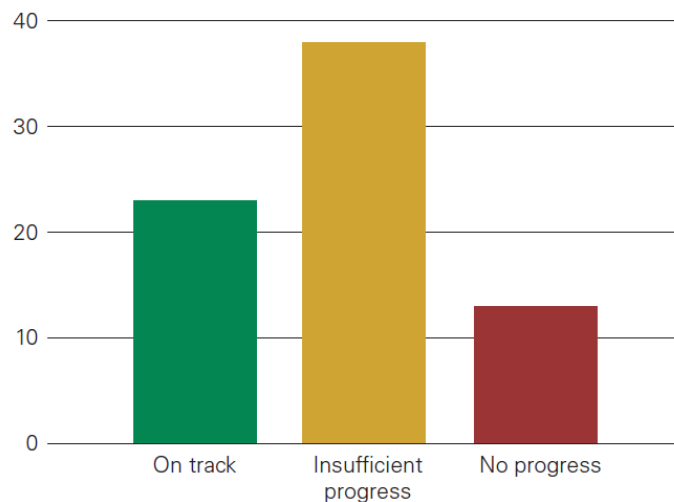
Progress towards MDGs 4 & 5, but many countries are lagging

MDG4 for child survival

FIGURE 3

Progress towards Millennium Development Goal 4 in *Countdown* countries

Number of *Countdown* countries



Overall progress as of 2010

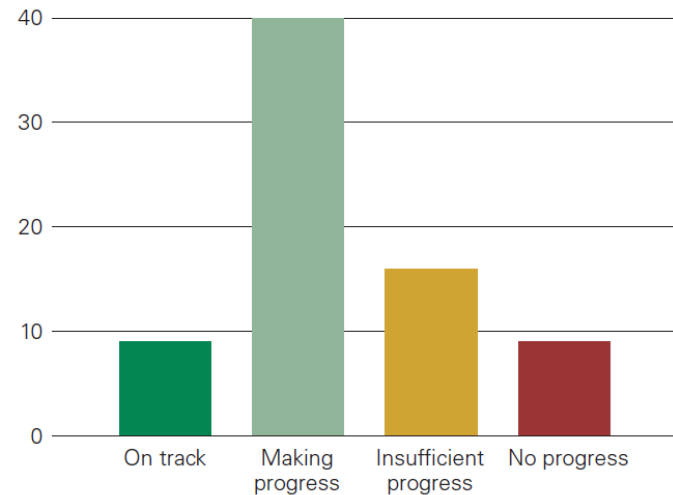
Source: *Countdown to 2015* analysis based on UNICEF, WHO, World Bank and UNDESA 2011.

MDG5 for maternal health

FIGURE 4

Progress towards Millennium Development Goal 5 in *Countdown* countries

Number of *Countdown* countries



Overall progress as of 2010

Source: *Countdown to 2015* analysis based on WHO, UNICEF, UNFPA and World Bank 2012.

Countdown to 2015

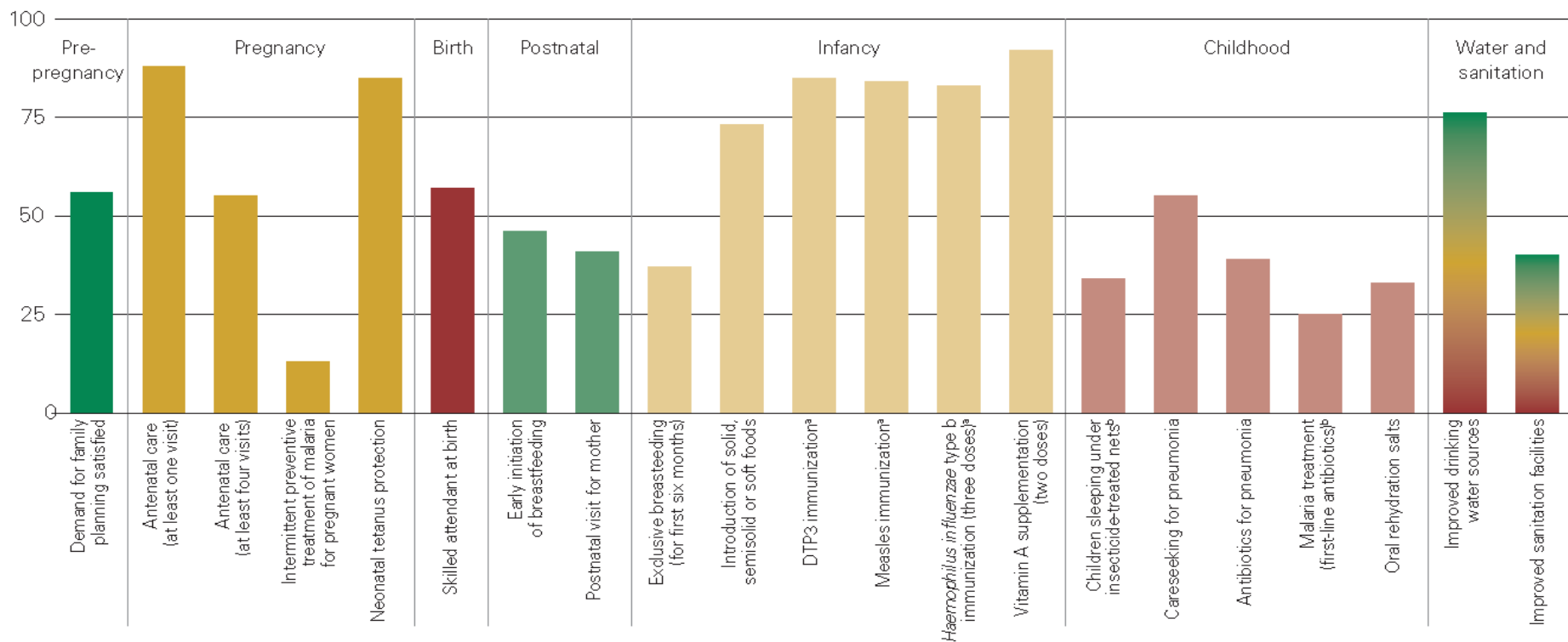
Focus of Countdown to 2015: to assess progress towards MDG 4, 5 and 6 by reviewing:

- Intervention coverage
- Health systems and policies
- Financial flows to reproductive, maternal, newborn and child health
- Equity in intervention coverage

In 75 countries that together account for > 95% of maternal and child deaths worldwide.

Intervention coverage across the continuum of care

Median national coverage of selected *Countdown* interventions, most recent year since 2006 (%)

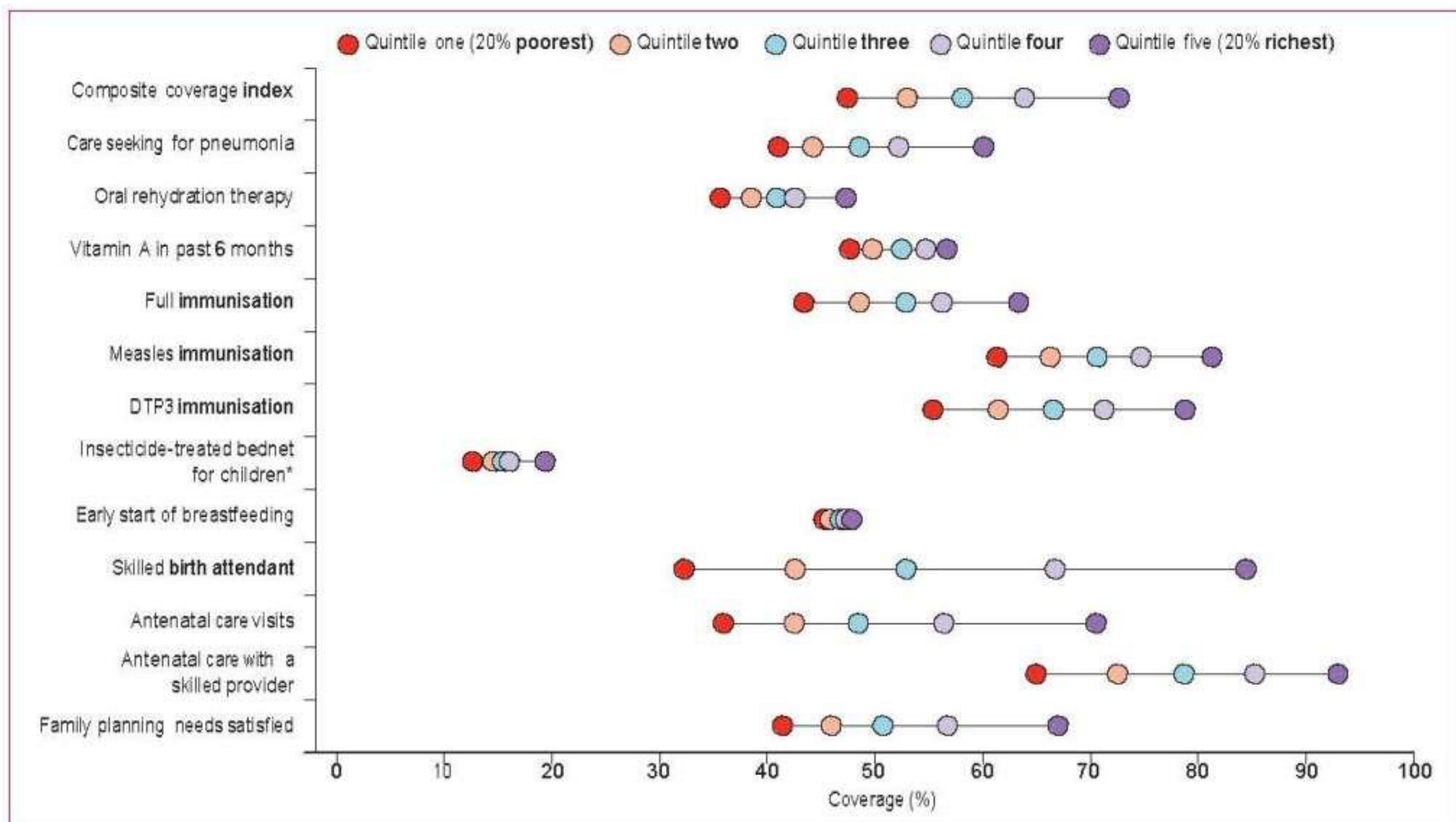


a. Data are for 2010.

b. Analysis is based on countries with 75% or more of the population at risk of *p. falciparum* transmission.

Source: Immunization rates, WHO and UNICEF; postnatal visit for mother, Saving Newborn Lives analysis of Demographic and Health Surveys; improved water and sanitation, WHO and UNICEF Joint Monitoring Programme 2012; all other indicators, UNICEF global databases, April 2012, based on Demographic and Health Surveys, Multiple Indicator Cluster Surveys and other national surveys.

Key MNH interventions by SES, 2000-2008



Sources of inequality in coverage of MNH interventions

- Poverty
- Low educational levels
- Disempowerment
- Age
- Ethnicity
- Isolation
- Discrimination
- Women with disabilities


Universal Health Coverage

- Essential services package
- Improved access to services
- Elimination of financial barriers
- Reduction of social barriers
- Performance monitoring mechanisms

Key messages

- The greatest successes so far in integrating newborn and maternal health services have occurred in global policy and agenda-setting
- Global policy agenda needs to be translated into implementation at country level: policies, health systems, demand generation, measurement, evaluation, dissemination, and accountability mechanisms.
- Special focus on implementation is critical to reduce inequalities and increase integration

Thank you!



Maternal Health **Task Force**



HARVARD | **SCHOOL OF PUBLIC HEALTH**

Department of Global Health
and Population