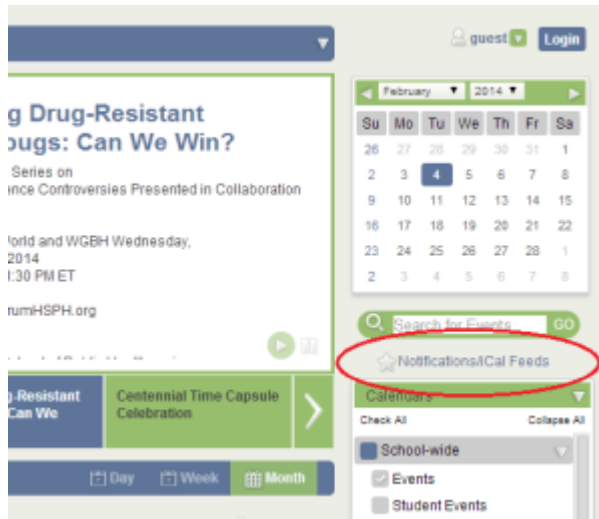


# Subscribing to a Master Calendar using Google Calendar

## Step 1

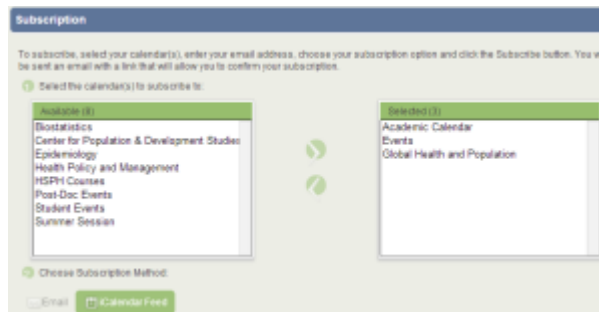
In Master Calendar, click **Notifications/iCal Feeds**



## Step 2

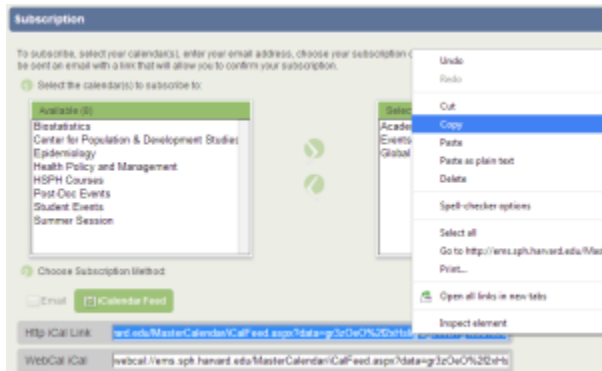
Select at least one calendar and click the right arrow. In the screenshot below, I am subscribing to three different calendars at once.

When you are satisfied with your calendar selection, click **iCalendar Feed**



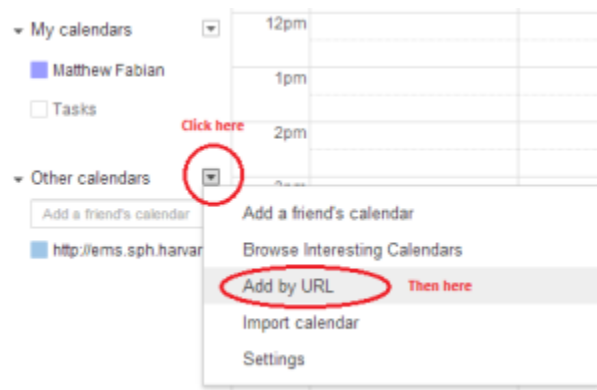
### Step 3

Select the **Http iCal Link** and copy it to your clipboard



### Step 4

In your Google calendar, click the down arrow next to **Other Calendars** and select **Add by URL**



Paste the iCal URL into the **URL** field and then click **Add Calendar**

